






Copy of Young Lawyers Section 2008 Compensation Survey

1. How were you directed to this survey?			Response Percent	Response Count
E-Mail from Young Lawyers Section			73.6%	109
Blast Fax from State Bar			3.4%	5
Mail from State Bar			23.0%	34
			<i>answered question</i>	148
			<i>skipped question</i>	3

2. How old are you?		Response Count
		149
		<i>answered question</i>
		149
		<i>skipped question</i>
		2

3. What is your Gender?			Response Percent	Response Count
Male			60.9%	92
Female			39.1%	59
			<i>answered question</i>	151
			<i>skipped question</i>	0












4. What is your marital status?			Response Percent	Response Count
Single			18.1%	27
Married			63.1%	94
Separated			0.7%	1
Divorced			2.0%	3
Widowed			1.3%	2
In Committed Relationship			14.8%	22
			<i>answered question</i>	149
			<i>skipped question</i>	2

5. Are you a United States citizen?			Response Percent	Response Count
Yes			98.7%	148
No			1.3%	2
			<i>answered question</i>	150
			<i>skipped question</i>	1

6. What is your ethnicity?			Response Percent	Response Count
African American/Black			2.0%	3
Asian/Asian Am./Pac. Islander			2.7%	4
Caucasian			81.8%	121
Hispanic/Latino			3.4%	5
Native American			0.7%	1
Biracial/Multiracial			6.1%	9
Other (please specify)			3.4%	5
			answered question	148
			skipped question	3

7. Where do you practice?			Response Percent	Response Count
Carson City			2.7%	4
Las Vegas			68.2%	101
Reno			13.5%	20
Elko			0.7%	1
Rural Nevada			0.7%	1
Lake Tahoe			2.0%	3
Out of State			8.1%	12
Other (please specify)			4.1%	6
			answered question	148
			skipped question	3

8. From which law school did you graduate?

		Response Percent	Response Count
AKRON		0.0%	0
ALABAMA		0.0%	0
ALBANY UNION		0.0%	0
AMERICAN		2.0%	3
APPALACHIAN		0.7%	1
ARIZONA		0.7%	1
ARIZONA STATE		0.0%	0
ARKANSAS-FAYETTEVILLE		0.0%	0
ARKANSAS-LITTLE ROCK		0.0%	0
AVE MARIA SCHOOL OF LAW		0.0%	0
BALTIMORE		0.7%	1
BARRY UNIVERSITY		0.0%	0
BAYLOR		0.0%	0
BOSTON COLLEGE		0.7%	1
BOSTON UNIVERSITY		2.0%	3
BRIGHAM YOUNG		6.0%	9
BROOKLYN		0.0%	0
CALIFORNIA - BERKELEY		1.3%	2
CALIFORNIA - DAVIS		0.7%	1
CALIFORNIA - HASTINGS		0.0%	0
CALIFORNIA - LOS ANGELES		0.7%	1
CALIFORNIA WESTERN		4.7%	7
CAMPBELL		0.0%	0
CAPITAL		0.0%	0
CASE WESTERN RESERVE		0.0%	0

CATHOLIC UNIVERSITY OF AMERICA		0.0%	0
CHAPMAN	█	0.7%	1
CHICAGO		0.0%	0
CINCINNATI	█	0.7%	1
CITY UNIVERSITY OF NEW YORK		0.0%	0
CLEVELAND STATE		0.0%	0
COLORADO	█	0.7%	1
COLUMBIA		0.0%	0
CONNECTICUT		0.0%	0
CORNELL	█	0.7%	1
CREIGHTON		0.0%	0
DAYTON		0.0%	0
DENVER		0.0%	0
DePAUL		0.0%	0
DETROIT College of Law at MSU	█	0.7%	1
DETROIT MERCY		0.0%	0
DISTRICT OF COLUMBIA		0.0%	0
DRAKE	█	0.7%	1
DUKE	█	0.7%	1
DUQUESNE	█	0.7%	1
EMORY		0.0%	0
FLORIDA		0.0%	0
FLORIDA COASTAL	█	0.7%	1
FLORIDA STATE		0.0%	0
FORDHAM		0.0%	0
FRANKLIN PIERCE LAW CENTER		0.0%	0
GEORGE MASON		0.0%	0
GEORGETOWN		0.0%	0

GEORGE WASHINGTON	▮	1.3%	2
GEORGIA		0.0%	0
GEORGIA STATE		0.0%	0
GOLDEN GATE	▮	1.3%	2
GONZAGA	▮	1.3%	2
HAMLIN		0.0%	0
HARVARD		0.0%	0
HAWAII		0.0%	0
HOFSTRA		0.0%	0
HOUSTON		0.0%	0
HOWARD	▮	0.7%	1
IDAHO		0.0%	0
ILLINOIS		0.0%	0
ILLINOIS INSTITUTE OF TECHNOLOGY		0.0%	0
INDIANA - BLOOMINGTON		0.0%	0
INDIANA - INDIANAPOLIS		0.0%	0
INTER-AMERICAN		0.0%	0
IOWA		0.0%	0
JOHN MARSHALL		0.0%	0
JUDGE ADVOCATE GENERAL'S SCHOOL		0.0%	0
KANSAS	▮	0.7%	1
KENTUCKY		0.0%	0
LEWIS AND CLARK	▮	2.7%	4
LOUISIANA STATE		0.0%	0
LOUISVILLE	▮	0.7%	1
LOYOLA - CHICAGO		0.0%	0

LOYOLA MARYMOUNT - L.A.		1.3%	2
LOYOLA - NEW ORLEANS		0.0%	0
MAINE		0.0%	0
MARQUETTE		0.7%	1
MARYLAND		0.0%	0
MCGEORGE		3.4%	5
MEMPHIS		0.0%	0
MERCER		0.0%	0
MIAMI		0.7%	1
MICHIGAN		0.7%	1
MINNESOTA		1.3%	2
MISSISSIPPI COLLEGE		0.0%	0
MISSISSIPPI, UNIVERSITY OF		0.0%	0
MISSOURI-COLUMBIA		0.0%	0
MISSOURI-KANSAS CITY		0.0%	0
MONTANA		0.0%	0
NEBRASKA		2.0%	3
NEVADA-Las Vegas		28.2%	42
NEW ENGLAND		0.0%	0
NEW MEXICO		0.0%	0
NEW YORK Law School		0.0%	0
NEW YORK UNIVERSITY		0.0%	0
NORTH CAROLINA		0.0%	0
NORTH CAROLINA CENTRAL		0.0%	0
NORTH DAKOTA		0.0%	0
NORTHEASTERN		0.0%	0
NORTHERN ILLINOIS		0.0%	0
NORTHERN KENTUCKY		0.0%	0

NORTHWESTERN	█	1.3%	2
NOTRE DAME		0.0%	0
NOVA SOUTHEASTERN		0.0%	0
OHIO NORTHERN		0.0%	0
OHIO STATE	█	1.3%	2
OKLAHOMA		0.0%	0
OKLAHOMA CITY		0.0%	0
OREGON	█	1.3%	2
PACE		0.0%	0
PENNSYLVANIA		0.0%	0
PENNSYLVANIA STATE		0.0%	0
PEPPERDINE		0.0%	0
PITTSBURGH		0.0%	0
PONTIFICAL CATHOLIC OF P. R.		0.0%	0
PUERTO RICO		0.0%	0
QUINNIPIAC		0.0%	0
REGENT		0.0%	0
RICHMOND	█	0.7%	1
ROGER WILLIAMS		0.0%	0
RUTGERS - CAMDEN		0.0%	0
RUTGERS - NEWARK		0.0%	0
ST. JOHN'S		0.0%	0
SAINT LOUIS		0.0%	0
ST. MARY'S		0.0%	0
ST. THOMAS (FLORIDA)		0.0%	0
ST. THOMAS (MINNESOTA)		0.0%	0
SAMFORD		0.0%	0
SAN DIEGO	█	2.0%	3

SAN FRANCISCO		0.0%	0
SANTA CLARA	▮	0.7%	1
SEATTLE		0.0%	0
SETON HALL		0.0%	0
SOUTH CAROLINA	▮	0.7%	1
SOUTH DAKOTA		0.0%	0
SOUTHERN UNIVERSITY		0.0%	0
SOUTHERN CALIFORNIA	▮	0.7%	1
SOUTHERN ILLINOIS - CARBONDALE		0.0%	0
SOUTHERN METHODIST	▮	0.7%	1
SOUTH TEXAS		0.0%	0
SOUTHWESTERN		0.0%	0
STANFORD		0.0%	0
STATE UNIVERSITY OF NEW YORK		0.0%	0
STETSON		0.0%	0
SUFFOLK		0.0%	0
SYRACUSE		0.0%	0
TEMPLE	▮	0.7%	1
TENNESSEE		0.0%	0
TEXAS AT AUSTIN		0.0%	0
TEXAS SOUTHERN		0.0%	0
TEXAS TECH		0.0%	0
TEXAS WESLEYAN		0.0%	0
THOMAS JEFFERSON	▮	2.0%	3
THOMAS M. COOLEY	▮	1.3%	2
TOLEDO		0.0%	0
TOURO		0.0%	0

TULANE		0.0%	0
TULSA	▮	0.7%	1
UTAH	▮	1.3%	2
VALPARAISO		0.0%	0
VANDERBILT		0.0%	0
VERMONT		0.0%	0
VILLANOVA		0.0%	0
VIRGINIA		0.0%	0
WAKE FOREST	▮	0.7%	1
WASHBURN		0.0%	0
WASHINGTON AND LEE	▮	1.3%	2
WASHINGTON		0.0%	0
WASHINGTON UNIVERSITY		0.0%	0
WAYNE STATE	▮	0.7%	1
WESTERN NEW ENGLAND		0.0%	0
WESTERN STATE UNIVERSITY		0.0%	0
WEST VIRGINIA		0.0%	0
WHITTIER	▮	0.7%	1
WIDENER		0.0%	0
WILLAMETTE	▮	2.0%	3
WILLIAM AND MARY	▮	0.7%	1
WILLIAM MITCHELL	▮	1.3%	2
WISCONSIN		0.0%	0
WYOMING		0.0%	0
YALE		0.0%	0
YESHIVA		0.0%	0
Other (please specify)	▮	4.0%	6
answered question			149

9. Number of years licensed in Nevada:

	Response Count
	151
<i>answered question</i>	151
<i>skipped question</i>	0

10. Number of years licensed in any state:



	Response Count
	146
<i>answered question</i>	146
<i>skipped question</i>	5

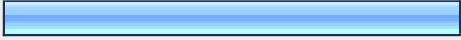





11. What was your base salary in 2007 (i.e. do not count monetary bonuses)?

	Response Count
	144
<i>answered question</i>	144
<i>skipped question</i>	7

12. What is your projected 2008 base salary (i.e. do not count monetary bonuses)?

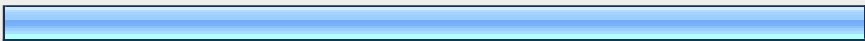












	Response Count
	144
<i>answered question</i>	144
<i>skipped question</i>	7

13. Do you receive monetary bonuses?				
			Response Percent	Response Count
Yes			79.2%	114
No			20.8%	30
			answered question	144
			skipped question	7



14. How frequently do you receive bonuses?				
			Response Percent	Response Count
Once a year			50.4%	63
Twice a year			11.2%	14
Three or more times a year			4.0%	5
Determined by employer (not on defined schedule)			9.6%	12
Based on hours billed			12.0%	15
Other (please specify)			12.8%	16
			answered question	125
			skipped question	26



15. How much was your bonus (or the aggregate of all bonuses if you received more than one) in 2007?			Response Count
			123
			answered question
			123
			skipped question
			28

16. What additional benefits do you receive (check all that apply)?

		Response Percent	Response Count
Health Insurance		95.1%	135
Dental Insurance		81.0%	115
Vision Insurance		56.3%	80
Life Insurance		59.2%	84
Disability Insurance		38.7%	55
Dependent Health Insurance		34.5%	49
Paid Family Medical Leave Act Leave		28.2%	40
Professional Membership Dues (State Bar)		85.2%	121
Payment for Continuing Legal Education (CLE) fees		86.6%	123
Professional Liability Insurance		78.2%	111
Payment for State Bar Activities		58.5%	83
Travel for State Bar Activities		31.0%	44
Other (please specify)		12.7%	18
		answered question	142
		skipped question	9

17. Do you have a billable hours requirement?

















		Response Percent	Response Count
Yes		65.1%	95
No		34.9%	51
		answered question	146
		skipped question	5

18. Do you work part time or full time?			Response Percent	Response Count
Part time			3.4%	5
Full time			96.6%	141
			<i>answered question</i>	146
			<i>skipped question</i>	5

19. What is your billable hours requirement?			Response Count
			91
			<i>answered question</i>
			91
			<i>skipped question</i>
			60

20. How many hours did you actually bill in 2007?			Response Count
			88
			<i>answered question</i>
			88
			<i>skipped question</i>
			63





21. In which areas do you practice (check all that apply)?

		Response Percent	Response Count
Administrative		17.2%	25
Bankruptcy		9.0%	13
Commercial		29.7%	43
Corporate		29.0%	42
Criminal		12.4%	18
Domestic		13.8%	20
Environmental		6.9%	10
Insurance		21.4%	31
Intellectual Property		4.1%	6
Labor		10.3%	15
Litigation		60.0%	87
Personal Injury		27.6%	40
Real Estate		31.7%	46
Tax		3.4%	5
Non-legal		2.8%	4
Other (please specify)		17.2%	25
		answered question	145
		skipped question	6

22. Practice Setting:			Response Percent	Response Count
Sole Practitioner			2.8%	4
Law Firm - (2-9 attorneys)			37.1%	53
Law Firm (10-19 attorneys)			11.2%	16
Law Firm (20-29 attorneys)			2.8%	4
Law Firm (30-39 attorneys)			2.8%	4
Law Firm (40+ attorneys)			28.7%	41
Government/State			11.9%	17
Corporation			0.7%	1
Other (please specify)			2.1%	3
			answered question	143
			skipped question	8

23. Does your employer encourage pro bono activity?								
	Strongly encourages	Somewhat encourages	Tolerates	Discourages	Does not approve	N/A	Rating Average	Re
Choose one:	9.1% (13)	42.7% (61)	25.9% (37)	3.5% (5)	2.8% (4)	16.1% (23)	2.38	
							answered question	
							skipped question	

24. Does your employer encourage active participation with the State Bar?									
	Strongly encourages	Somewhat encourages	Tolerates	Discourages	Does not approve	N/A	Rating Average	Re	
Choose one:	16.0% (23)	52.8% (76)	18.1% (26)	1.4% (2)	0.0% (0)	11.8% (17)	2.06		
	<i>answered question</i>								
	<i>skipped question</i>								

25. How frequently have you participated in Young Lawyers Section activities in the past year?			
		Response Percent	Response Count
More than four times per year		6.3%	9
Two to four times per year		7.6%	11
Once a year		8.3%	12
Infrequently		17.4%	25
Never participated		60.4%	87
	<i>answered question</i>		144
	<i>skipped question</i>		7



26. What services or programs would you like to see from the Young Lawyers Section?			
		Response Count	
		28	
	<i>answered question</i>		28
	<i>skipped question</i>		123

27. What was the biggest factor in choosing your current position?		
		Response Count
		106
		answered question 106
		skipped question 45

28. What do you like most about your current position?		
		Response Count
		106
		answered question 106
		skipped question 45

29. What do you least like about your current position?		
		Response Count
		100
		answered question 100
		skipped question 51

30. How supportive is your employer of family demands on employees' time?			
		Response Percent	Response Count
Very Supportive		52.5%	74
Somewhat Supportive		39.0%	55
Not Supportive		3.5%	5
Don't Know		5.0%	7
		answered question	141
		skipped question	10

31. Do you have children or are you the primary caregiver for another?			Response Percent	Response Count
Yes			38.6%	54
No			61.4%	86
			<i>answered question</i>	140
			<i>skipped question</i>	11

32. Does your employer provide flexibility to meet your parenting and/or caregiving needs? If so, what kind of flexibility is offered (i.e. flex-time, job share, etc.)?			Response Count
			48
			<i>answered question</i>
			<i>skipped question</i>
			48
			103

33. Do you think your role as a parent and/or caregiver negatively impacts your potential for advancement with your employer?			Response Count
			50
			<i>answered question</i>
			<i>skipped question</i>
			50
			101