







**1. What is your gender?**

		Response Percent	Response Count
Female		52.2%	82
Male		47.8%	75
		answered question	157
		skipped question	0

**2. How old are you?**

		Response Count
		155
		answered question
		155
		skipped question
		2

### 3. What is your marital status?

		Response Percent	Response Count
Single		29.5%	46
<b>Married</b>		<b>60.3%</b>	<b>94</b>
Separated		0.0%	0
Divorced		3.2%	5
Widowed		0.0%	0
In Committed Relationship		7.1%	11
	Other (please specify)		2
<b>answered question</b>			<b>156</b>
<b>skipped question</b>			<b>1</b>

#### 4. What is your ethnicity?

		Response Percent	Response Count
African American/Black		5.7%	9
Asian/Asian American/Pacific Islander		5.7%	9
<b>Caucasian/White</b>		<b>81.5%</b>	<b>128</b>
Hispanic/Latino		3.8%	6
Native American		0.0%	0
Biracial/Multiracial		1.9%	3
Other		1.3%	2
	Other (please specify)		0
<b>answered question</b>			<b>157</b>
<b>skipped question</b>			<b>0</b>

#### 5. Where do you primarily work?

		Response Percent	Response Count
<b>Las Vegas</b>		<b>67.9%</b>	<b>106</b>
Reno		17.9%	28
Carson City		10.3%	16
Rural Nevada		3.8%	6
California		0.6%	1
	Other (please specify)		1
<b>answered question</b>			<b>156</b>
<b>skipped question</b>			<b>1</b>











## 6. How many years have you been licensed in Nevada?

		Response Percent	Response Count
Less than one year		12.1%	19
1		12.7%	20
2		14.6%	23
3		15.3%	24
4		14.0%	22
5		8.3%	13
6		11.5%	18
7		5.1%	8
8		1.9%	3
More than 8 years		4.5%	7
<b>answered question</b>			<b>157</b>
<b>skipped question</b>			<b>0</b>

## 7. What law school did you attend?











	Response Count
	151
<b>answered question</b>	<b>151</b>
<b>skipped question</b>	<b>6</b>

## 8. Describe your practice setting:

		Response Percent	Response Count
Solo Practitioner		3.9%	6
<b>Law Firm (2-9 Attorneys)</b>		<b>27.6%</b>	<b>42</b>
Law Firm (10-19 Attorneys)		9.2%	14
Law Firm (20-29 Attorneys)		9.2%	14
Law Firm (30+ Attorneys)		21.7%	33
Government (Incl. Federal, State, Local)		14.5%	22
Judicial Clerkship		8.6%	13
In-house Counsel/Corporation		2.0%	3
Public Interest/Non-Profit/Legal Services		2.0%	3
Academic		1.3%	2
Non-legal		0.0%	0
	Other (please specify)		5
<b>answered question</b>			<b>152</b>
<b>skipped question</b>			<b>5</b>

## 9. What was your base salary (not including bonuses) in 2012?













		Response Percent	Response Count
\$0 - \$5,000		1.3%	2
\$5,001 - \$10,000		0.6%	1
\$10,001 - \$15,000		0.0%	0
\$15,001 - \$20,000		0.0%	0
\$20,001 - \$25,000		0.0%	0
\$25,001 - \$30,000		0.6%	1
\$30,001 - \$35,000		1.3%	2
\$35,001 - \$40,000		0.6%	1
\$40,001 - \$45,000		1.9%	3
\$45,001 - \$50,000		0.0%	0
\$50,001 - \$55,000		1.3%	2
\$55,001 - \$60,000		4.5%	7
\$60,001 - \$65,000		8.9%	14
\$65,001 - \$70,000		7.0%	11
<b>\$70,001 - \$75,000</b>		<b>9.6%</b>	<b>15</b>
\$75,001 - \$80,000		4.5%	7
\$80,001 - \$85,000		8.3%	13
\$85,001 - \$90,000		5.7%	9
\$90,001 - \$95,000		5.1%	8
\$95,001 - \$100,000		3.2%	5
\$100,001 - \$105,000		2.5%	4
\$105,001 - \$110,000		5.1%	8
\$110,001 - \$115,000		5.1%	8

\$115,001 - \$120,000		6.4%	10
\$120,001 - \$125,000		1.9%	3
\$125,001 - \$130,000		2.5%	4
\$130,001 - \$135,000		2.5%	4
\$135,001 - \$140,000		0.6%	1
\$140,001 - \$145,000		1.3%	2
\$145,001 - \$150,000		3.2%	5
\$150,001 - \$155,000		1.3%	2
\$155,001 - \$160,000		0.0%	0
\$160,001 - \$165,000		0.0%	0
\$165,001 - \$170,000		0.0%	0
\$170,001 - \$175,000		0.0%	0
\$175,001 - \$180,000		1.3%	2
\$180,001 - \$185,000		0.0%	0
\$185,001 - \$190,000		0.0%	0
\$190,001 - \$195,000		0.0%	0
\$195,001 - \$200,000		0.0%	0
More than \$200,000		1.9%	3
<b>answered question</b>			<b>157</b>
<b>skipped question</b>			<b>0</b>

## 10. What is your projected 2013 base salary (not including bonuses)?

		Response Percent	Response Count
\$0 - \$5,000		0.6%	1
\$5,001 - \$10,000		0.0%	0
\$10,001 - \$15,000		0.0%	0
\$15,001 - \$20,000		0.0%	0
\$20,001 - \$25,000		0.0%	0
\$25,001 - \$30,000		0.0%	0
\$30,001 - \$35,000		1.3%	2
\$35,001 - \$40,000		1.3%	2
\$40,001 - \$45,000		1.3%	2
\$45,001 - \$50,000		1.3%	2
\$50,001 - \$55,000		1.3%	2
\$55,001 - \$60,000		4.5%	7
\$60,001 - \$65,000		6.4%	10
\$65,001 - \$70,000		6.4%	10
<b>\$70,001 - \$75,000</b>		<b>9.6%</b>	<b>15</b>
\$75,001 - \$80,000		6.4%	10
\$80,001 - \$85,000		5.7%	9
\$85,001 - \$90,000		5.7%	9
\$90,001 - \$95,000		7.0%	11
\$95,001 - \$100,000		3.2%	5
\$100,001 - \$105,000		3.8%	6
\$105,001 - \$110,000		2.5%	4
\$110,001 - \$115,000		5.7%	9



\$115,001 - \$120,000		4.5%	7
\$120,001 - \$125,000		1.9%	3
\$125,001 - \$130,000		6.4%	10
\$130,001 - \$135,000		1.3%	2
\$135,001 - \$140,000		1.3%	2
\$140,001 - \$145,000		1.3%	2
\$145,001 - \$150,000		2.5%	4
\$150,001 - \$155,000		0.0%	0
\$155,001 - \$160,000		1.9%	3
\$160,001 - \$165,000		0.6%	1
\$165,001 - \$170,000		0.0%	0
\$170,001 - \$175,000		0.0%	0
\$175,001 - \$180,000		0.0%	0
\$180,001 - \$185,000		0.0%	0
\$185,001 - \$190,000		1.3%	2
\$190,001 - \$195,000		0.6%	1
\$195,001 - \$200,000		0.0%	0
More than \$200,000		2.5%	4
<b>answered question</b>			<b>157</b>
<b>skipped question</b>			<b>0</b>

## 11. Please state the total amount of all monetary bonuses received in 2012.



		Response Percent	Response Count
I did not receive a monetary bonus in 2012		38.9%	61
\$1 - \$2,500		19.1%	30
\$2,501 - \$5,000		10.2%	16
\$5,001 - \$10,000		10.2%	16
\$10,001 - \$15,000		10.8%	17
\$15,001 - \$20,000		4.5%	7
\$20,001 - \$25,000		1.3%	2
\$25,001 - \$30,000		0.0%	0
\$30,001 - \$35,000		0.0%	0
\$35,001 - \$40,000		1.3%	2
\$40,001 - \$45,000		1.3%	2
\$45,001 - \$50,000		0.0%	0
\$50,001 - \$55,000		0.0%	0
\$55,001 - \$60,000		0.0%	0
\$60,001 - \$65,000		0.0%	0
\$65,001 - \$70,000		0.0%	0
\$70,001 - \$75,000		0.0%	0
\$75,001 - \$80,000		0.0%	0
\$80,001 - \$85,000		0.0%	0
\$85,001 - \$90,000		0.0%	0
\$90,001 - \$95,000		0.6%	1
\$95,001 - \$100,000		0.6%	1

\$100,001 - \$105,000		0.0%	0
\$105,001 - \$110,000		0.0%	0
\$110,001 - \$115,000	█	0.6%	1
\$115,001 - \$120,000		0.0%	0
\$120,001 - \$125,000		0.0%	0
\$125,001 - \$130,000		0.0%	0
\$130,001 - \$135,000		0.0%	0
\$135,001 - \$140,000		0.0%	0
\$140,001 - \$145,000		0.0%	0
\$145,001 - \$150,000		0.0%	0
\$150,001 - \$155,000		0.0%	0
\$155,001 - \$160,000		0.0%	0
\$160,001 - \$165,000		0.0%	0
\$165,001 - \$170,000		0.0%	0
\$170,001 - \$175,000		0.0%	0
\$175,001 - \$180,000		0.0%	0
\$180,001 - \$185,000		0.0%	0
\$185,001 - \$190,000		0.0%	0
\$190,001 - \$195,000	█	0.6%	1
\$195,001 - \$200,000		0.0%	0
More than \$200,000		0.0%	0
	Other (please specify)		0
<b>answered question</b>			<b>157</b>
<b>skipped question</b>			<b>0</b>

## 12. What is your annual billable hour requirement?

		Response Percent	Response Count
<b>I do not have a billable hour requirement</b>		<b>42.0%</b>	<b>66</b>
0 - 500 hours		0.0%	0
500 - 1,000 hours		0.6%	1
1,001 - 1,100 hours		0.6%	1
1,101 - 1,200 hours		0.0%	0
1,201 - 1,300 hours		0.6%	1
1,301 - 1,400 hours		0.6%	1
1,401 - 1,500 hours		1.3%	2
1,501 - 1,600 hours		0.6%	1
1,601 - 1,700 hours		3.2%	5
1,701 - 1,800 hours		13.4%	21
1,801 - 1,900 hours		19.7%	31
1,901 - 2,000 hours		10.2%	16
2,001 - 2,100 hours		5.1%	8
2,101 - 2,200 hours		1.9%	3
More than 2,200 hours		0.0%	0
<b>answered question</b>			<b>157</b>
<b>skipped question</b>			<b>0</b>

### 13. Do you work full time or on a reduced hours or part-time schedule?

		Response Percent	Response Count
<b>Full-time</b>		<b>98.1%</b>	<b>152</b>
Reduced hours or part-time schedule		1.9%	3

If you work on a reduced hours or part-time schedule, please describe 2

<b>answered question</b>	<b>155</b>
<b>skipped question</b>	<b>2</b>

## 14. Who pays for your benefits?








	Employer pays	I pay	Employer and I share cost	I'm covered by spouse/partner's insurance	I do not have this benefit	Don't know	Rating Count
Medical insurance	41.0% (64)	5.8% (9)	<b>45.5%</b> <b>(71)</b>	5.8% (9)	1.3% (2)	0.6% (1)	156
Dental insurance	25.0% (39)	15.4% (24)	<b>42.3%</b> <b>(66)</b>	11.5% (18)	4.5% (7)	1.3% (2)	156
Vision insurance	24.5% (38)	11.6% (18)	<b>34.2%</b> <b>(53)</b>	7.1% (11)	20.0% (31)	2.6% (4)	155
Dependent health insurance	11.0% (17)	17.4% (27)	22.6% (35)	7.7% (12)	<b>28.4%</b> <b>(44)</b>	12.9% (20)	155
Long term disability insurance	13.5% (21)	18.1% (28)	10.3% (16)	0.0% (0)	<b>34.2%</b> <b>(53)</b>	23.9% (37)	155
Life insurance	22.1% (34)	24.0% (37)	16.2% (25)	0.6% (1)	<b>24.7%</b> <b>(38)</b>	12.3% (19)	154
Professional liability (malpractice) insurance	<b>71.8%</b> <b>(112)</b>	2.6% (4)	0.0% (0)	0.0% (0)	23.7% (37)	1.9% (3)	156
State Bar membership dues	<b>78.2%</b> <b>(122)</b>	20.5% (32)	0.6% (1)	0.0% (0)	0.6% (1)	0.0% (0)	156
Payment for Continuing Legal Education (CLE)	<b>72.4%</b> <b>(113)</b>	20.5% (32)	6.4% (10)	0.0% (0)	0.0% (0)	0.6% (1)	156

Additional comments:

8

<b>answered question</b>	<b>156</b>
<b>skipped question</b>	<b>1</b>

## 15. How much paid maternity leave does your employer provide?







		Response Percent	Response Count
More than 12 weeks		3.9%	6
11 to 12 weeks		12.4%	19
9 to 10 weeks		0.0%	0
7 to 8 weeks		2.0%	3
5 to 6 weeks		5.9%	9
3 to 4 weeks		2.0%	3
1 to 2 weeks		1.3%	2
<b>Don't know</b>		<b>72.5%</b>	<b>111</b>

Other or additional comments:

15

<b>answered question</b>	<b>153</b>
<b>skipped question</b>	<b>4</b>

## 16. How much paid paternity (non-birth parent) leave does your employer provide?








		Response Percent	Response Count
More than 12 weeks		2.0%	3
11 to 12 weeks		5.4%	8
9 to 10 weeks		0.0%	0
7 to 8 weeks		0.0%	0
5 to 6 weeks		0.7%	1
3 to 4 weeks		3.4%	5
1 to 2 weeks		6.8%	10
<b>Don't know</b>		<b>81.8%</b>	<b>121</b>

Other or additional comments: 16

<b>answered question</b>	<b>148</b>
<b>skipped question</b>	<b>9</b>



## 17. How much paid leave does your employer provide for adoptive parents?






















		Response Percent	Response Count
More than 12 weeks		1.3%	2
11 to 12 weeks		6.6%	10
9 to 10 weeks		0.0%	0
7 to 8 weeks		0.7%	1
5 to 6 weeks		1.3%	2
3 to 4 weeks		1.3%	2
1 to 2 weeks		0.7%	1
<b>Don't know</b>		<b>88.2%</b>	<b>134</b>

Other or additional comments:

11





<b>answered question</b>	<b>152</b>
<b>skipped question</b>	<b>5</b>

**18. How much was your student loan debt upon graduating from law school (not counting debt for undergraduate or other degrees)?**

		Response Percent	Response Count
\$0		6.5%	10
\$1 - \$5,000		0.0%	0
\$5,001 - \$10,000		3.9%	6
\$10,001 - \$15,000		3.2%	5
\$15,001 - \$20,000		2.6%	4
\$20,001 - \$25,000		1.9%	3
\$25,001 - \$30,000		0.6%	1
\$30,001 - \$35,000		2.6%	4
\$35,001 - \$40,000		1.3%	2
\$40,001 - \$45,000		1.9%	3
\$45,001 - \$50,000		2.6%	4
\$50,001 - \$55,000		3.2%	5
\$55,001 - \$60,000		5.2%	8
<b>\$60,001 - \$65,000</b>		<b>6.5%</b>	<b>10</b>
\$65,001 - \$70,000		5.8%	9
\$70,001 - \$75,000		5.2%	8
\$75,001 - \$80,000		2.6%	4
\$80,001 - \$85,000		2.6%	4
\$85,001 - \$90,000		1.9%	3
\$90,001 - \$95,000		4.5%	7
\$95,001 - \$100,000		2.6%	4
\$100,001 - \$105,000		3.2%	5

\$105,001 - \$110,000	<input type="checkbox"/>	2.6%	4
\$110,001 - \$115,000	<input type="checkbox"/>	2.6%	4
\$115,001 - \$120,000	<input type="checkbox"/>	2.6%	4
\$120,001 - \$125,000	<input type="checkbox"/>	3.2%	5
\$125,001 - \$130,000	<input type="checkbox"/>	3.2%	5
\$130,001 - \$135,000	<input type="checkbox"/>	1.3%	2
\$135,001 - \$140,000		0.0%	0
\$140,001 - \$145,000	<input type="checkbox"/>	1.3%	2
\$145,001 - \$150,000	<input type="checkbox"/>	1.3%	2
\$150,001 - \$155,000	<input type="checkbox"/>	2.6%	4
\$155,001 - \$160,000		0.0%	0
\$160,001 - \$165,000		0.0%	0
\$165,001 - \$170,000	<input type="checkbox"/>	1.9%	3
\$170,001 - \$175,000	<input type="checkbox"/>	1.3%	2
\$175,001 - \$180,000	<input type="checkbox"/>	0.6%	1
\$180,001 - \$185,000		0.0%	0
\$185,001 - \$190,000		0.0%	0
\$190,001 - \$195,000	<input type="checkbox"/>	0.6%	1
\$195,001 - \$200,000	<input type="checkbox"/>	0.6%	1
More than \$200,000	<input type="checkbox"/>	3.9%	6
<b>answered question</b>			<b>155</b>
<b>skipped question</b>			<b>2</b>

### 19. How concerned are you about your law school debt?

		Response Percent	Response Count
Very concerned		26.8%	42
Moderately concerned		25.5%	40
Somewhat concerned		16.6%	26
<b>Not concerned</b>		<b>31.2%</b>	<b>49</b>

Additional comments: 6

answered question	157
skipped question	0

### 20. As the YLS looks ahead to future initiatives, which issues, challenges, activities, or opportunities do you think should get consideration?

	Response Count
	27
answered question	27
skipped question	130